

# Ultra.cc Control Panel Tour

The **Ultra.cc Control Panel (UCP)** is your one-stop, easy panel to managing your Ultra.cc service. Here, you can easily set your service access credentials, managing and accessing your apps.

This short section will walk you through the Ultra.cc Control Panel.

---

## Accessing the Control Panel

- You can access the Ultra control panel by visiting the Ultra main page. Go to Control Panel in the top right-hand side of the website, This will take you directly to our Control Panel
- You may also visit (and bookmark) this link: <https://cp.ultra.cc/>

## Resetting The UCP Password

If you are logging in for the first time after you've purchased your first Ultra slot or you forgot your password, you may have to reset your password. To do that:

- Go to UCP site
- Click **Lost Password?**
- Enter the email that you used when you purchased your service and click **Reset Password**

### Password Reset

If you have forgotten your password, you can reset it here.

Instructions on how to reset your password will be sent to the email address you provide below.

**Email address**

Reset password

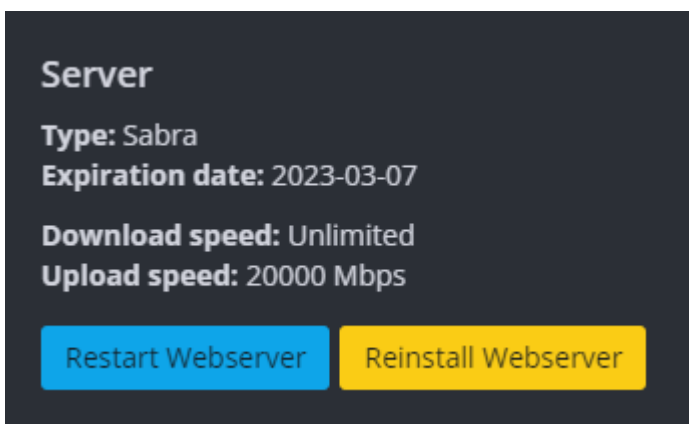
- You will receive an email with a link to reset your password.
- Enter your desired password. Once that's done, you'll be redirected to the login page. Enter your registered email address and your newly set password to continue.

## Dashboard

- Here, you can see an overview of all of your active services under your account.
- Click Connect to see more details about your service.

## Overview

- In here, you may find the following info of your slot
  - Service username and the server name
  - Service type
  - Expiration date
    - This is where you can see the day where your service will expire/bandwidth reset.
  - Download/Upload speeds
  - Disk Usage
  - Upload Bandwidth Usage
- Also in this page you will find 2 buttons for your service's webserver.
  - The webserver allows you to access your apps via HTTPS.
  - If you get an error such as Error 502: Bad Gateway upon accessing your app, you can try clicking **Restart webserver** first. Wait for the confirmation and try accessing it again.
  - If that does not work, you may also try **Reinstall webserver**. This will reset your webserver to the default settings.



## Connect

- Here you can get connection details of your service. You have several ways to interact, connect and use your Ultra.cc service.
- Here it shows the access details, the ports listed and the password. You can also change the password for each access.
- For more information on these access details, you may refer to the following links
  - [Secure Shell \(SSH\)](#)
  - [File Transfer Protocol \(FTP\)](#)
  - [Virtual Private Network \(VPN\)](#)
  - [HTTP Access](#)

- [HTTP Proxy](#)

# Apps













- Here, you can view your installed applications.
- Each app may have its own details, may it be connection details, access to the web interface or public ports. You may view it by clicking **Show info**
- You may also interact with the installation of your app by clicking **Actions**. Here, you can restart, upgrade, change passwords and uninstall your app.

# Installers

- Here, you can install our supported apps easily.




Search application installers


Name	Description		
 <b>Airsonic</b>	<b>[DEPRECATED]</b> Airsonic is a free, web-based media streamer, providing ubiquitous access to your music.	<a href="#">Install</a>	<a href="#">Cleanup</a>
 <b>autodl-irssi</b>	Automated IRC downloader	<a href="#">Install</a>	<a href="#">Cleanup</a>
 <b>Bazarr</b>	Bazarr is a companion application to Sonarr and Radarr. It manages and downloads subtitles based on your requirements. You define your preferences by TV show or movies and Bazarr takes care of everything for you.	<a href="#">Install</a>	<a href="#">Cleanup</a>
 <b>CouchPotato</b>	<b>[DEPRECATED]</b> Awesome PVR for usenet and torrents. Just fill in what you want to see and CouchPotato will add it to your "want to watch"-list.	<a href="#">Install</a>	<a href="#">Cleanup</a>
 <b>Deluge</b>	Deluge - bittorrent client	<a href="#">Install</a>	<a href="#">Cleanup</a>
 <b>Emby</b>	Emby is a media server designed to organize, play, and stream audio and video to a variety of devices. While watching and streaming media with Emby server is free, a number of advanced features of its clients require an active Emby Premiere subscription.	<a href="#">Install</a>	<a href="#">Cleanup</a>
 <b>Filebrowser</b>	File Browser is a create-your-own-cloud-kind of software where you can install it on a server, direct it to a path and then access your files through a nice web interface. You have many available features!	<a href="#">Install</a>	<a href="#">Cleanup</a>
 <b>Jackett</b>	Jackett works as a proxy server: It translates queries from apps (Sonarr, Radarr, SickRage, CouchPotato, Mylar, etc) into tracker-site-specific http queries, parses the html response, then sends results back to the requesting software. This allows for getting recent uploads (like RSS) and performing searches.	<a href="#">Install</a>	<a href="#">Cleanup</a>
 <b>JDownloader2</b>	JDownloader is a free and open source download manager written completely in Java. It simplifies downloading files from One-Click-Hosters like Rapidshare.com or Megaupload.com, not only for users with a premium account but also for users who don't pay.	<a href="#">Install</a>	<a href="#">Cleanup</a>
 <b>Jellyfin</b>	Jellyfin is the Free Software Media System that puts you in control of managing and streaming your media. There are no strings attached, no premium licenses or features, and no hidden agendas.	<a href="#">Install</a>	<a href="#">Cleanup</a>
 <b>LazyLibrarian</b>	LazyLibrarian is a program to follow authors and grab metadata for all your digital reading needs. It uses a combination of Goodreads Librarything and optionally GoogleBooks as sources for author info and book info.	<a href="#">Install</a>	<a href="#">Cleanup</a>
 <b>Lidarr</b>	Lidarr is a music collection manager for Usenet and BitTorrent users. It can monitor multiple RSS feeds for new tracks from your favorite artists and will grab, sort and rename them.	<a href="#">Install</a>	<a href="#">Cleanup</a>
 <b>Medusa</b>	Automatic Video Library Manager for TV Shows. It watches for new episodes of your favorite shows, and when they are posted it does its magic.	<a href="#">Install</a>	<a href="#">Cleanup</a>
 <b>Mylar3</b>	An automated Comic Book downloader (cbr/cbz) for use with SABnzbd, NZBGet and torrents	<a href="#">Install</a>	<a href="#">Cleanup</a>
 <b>Nextcloud</b>	Nextcloud is open source file sync and share software for everyone	<a href="#">Install</a>	<a href="#">Cleanup</a>
 <b>NZBGet</b>	The most efficient usenet downloader.	<a href="#">Install</a>	<a href="#">Cleanup</a>
 <b>NZBHydra2</b>	NZBHydra 2 is a meta search for NZB indexers. It provides easy access to a number of raw and newznab based indexers. You can search all your indexers from one place and use it as an indexer source for tools like Sonarr, Radarr or CouchPotato.	<a href="#">Install</a>	<a href="#">Cleanup</a>
 <b>Ombi</b>	OmbiV4 is a self-hosted web application that automatically gives your shared Plex or Emby users the ability to request content by themselves! OmbiV4 can be linked to multiple TV Show and Movie DVR tools to create a seamless end-to-end experience for your users.	<a href="#">Install</a>	<a href="#">Cleanup</a>
 <b>Overseerr</b>	Overseerr is a request management and media discovery tool built to work with your existing Plex ecosystem.	<a href="#">Install</a>	<a href="#">Cleanup</a>
 <b>Plex Media Server</b>	Plex Media Server is a user-friendly way to store all your movies, shows, and other media in one place--and make it accessible from any device, whether you're at home or on-the-go. If you're looking for a no-headache way to watch your movies anywhere, this is it.	<a href="#">Install</a>	<a href="#">Cleanup</a>
 <b>Prowlarr</b>	Prowlarr is an indexer manager/proxy	<a href="#">Install</a>	<a href="#">Cleanup</a>
 <b>pyLoad</b>	<b>[DEPRECATED]</b> pyLoad is a fast, lightweight and full featured download manager for many One-Click-Hoster, container formats like DLC, video sites or just plain http/ftp links.	<a href="#">Install</a>	<a href="#">Cleanup</a>
 <b>qBittorrent</b>	qBittorrent is a cross-platform free and open-source BitTorrent client.	<a href="#">Install</a>	<a href="#">Cleanup</a>
 <b>Radarr</b>	Radarr is an Independent fork of Sonarr reworked for automatically downloading movies via Usenet and BitTorrent. The project was inspired by other Usenet/BitTorrent movie downloaders such as CouchPotato.	<a href="#">Install</a>	<a href="#">Cleanup</a>
 <b>Readarr</b>	Readarr is an ebook and audiobook collection manager for Usenet and BitTorrent users.	<a href="#">Install</a>	<a href="#">Cleanup</a>
 <b>Requestrr</b>	<b>[DEPRECATED]</b> Requestrr is a chatbot used to simplify using services like Sonarr/Radarr/Ombi via the use of chat	<a href="#">Install</a>	<a href="#">Cleanup</a>
 <b>Simple tool</b>	Simple tool that applies a2b control for direct live folder sync with maximum security, network	<a href="#">Install</a>	<a href="#">Cleanup</a>


- For more information on how to install/upgrade/uninstall apps, you may look into [this guide](#).


# Profile


- Here, you can change your password while logged into your UCP. You can also set your nickname.






 DASHBOARD

 SERVICES <

 PROFILE

 LOGOUT

User ID

Email

Nickname

Save changes

Password

Confirm Password

Change password